

Colorado Dermatology Center



Dear Hair Care Professional:

Your patients with DIFFUSE THINNING of the scalp hair, due to male pattern baldness or female pattern alopecia, may have already tried Rogaine®. Men may see some benefit on the posterior scalp with Propecia® – but must take this for the rest of their lives in order to maintain the growth.

Now, with extensive micrografting utilizing microscopic follicular units containing 1-4 hairs each, we can prevent the visual appearance of baldness. The existing hairs are left undisturbed –but the tiny bundles of follicular bulbs are meticulously inserted under magnification into tiny needle holes in between the patient’s remaining scalp hairs. We can also recreate the “whorl” on the posterior crown, and graft into areas of anticipated future thinning at the edges of the balding scalp.

Micrografting is both an art and a science. Recently, the insertion of 1,720 micrografts took us 7 hours for the physician and four surgical assistants. We have performed over 1,500 grafts in a single session in a female with familial thinning, and over 1,800 micrografts in several men. However, the fruits of this labor are well worth the effort.

Enclosed please find case studies of my patients with diffuse thinning of the scalp hair. Your patients may view more photos as www.coloderm.com.

Thank you for allowing me to share this with you.

Sincerely,



James M. Swinehart, M.D., President
Colorado Dermatology Center

JMS/sl

JAMES M. SWINEHART M.D.

DIPLOMATE, AMERICAN BOARD OF DERMATOLOGY

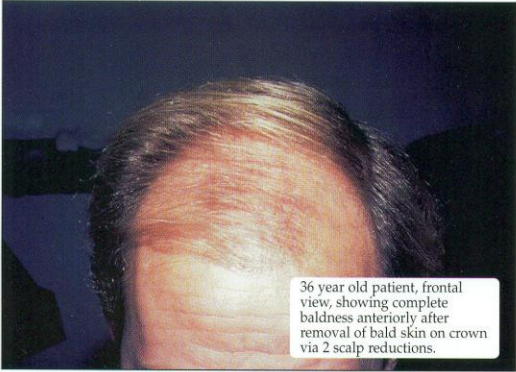
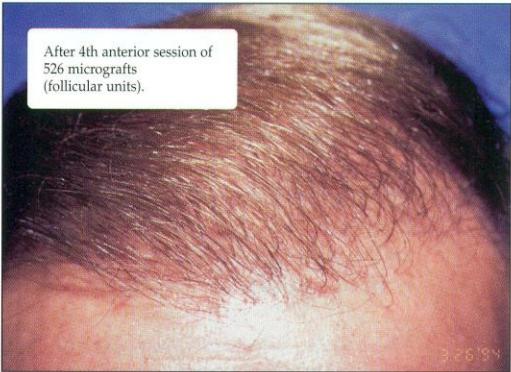
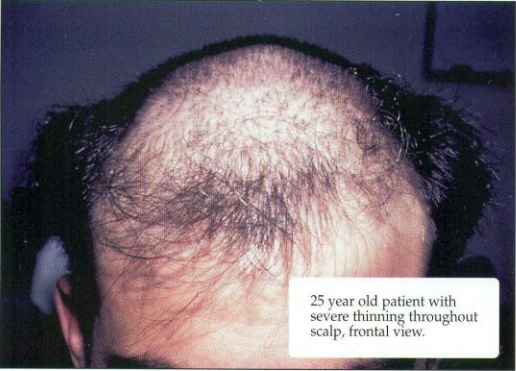
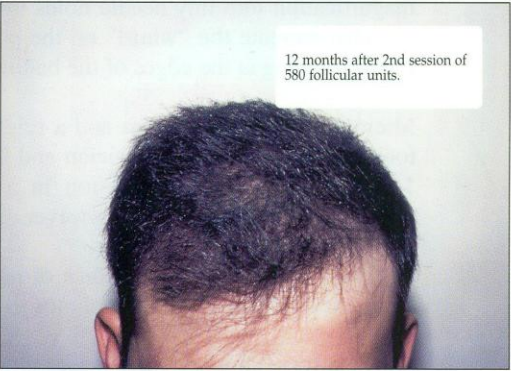
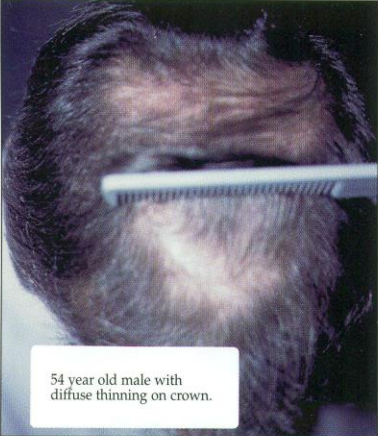
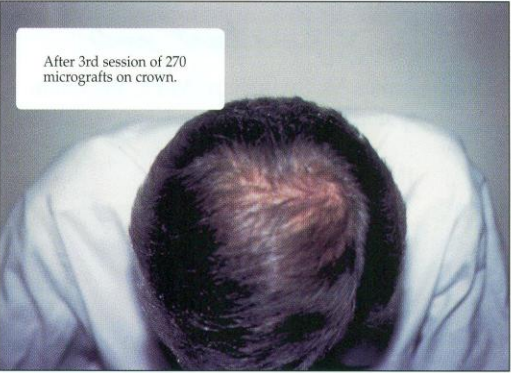
HARVARD PARK MEDICAL PLAZA • 950 EAST HARVARD AVENUE • SUITE 630 • DENVER, COLORADO 80210 (303) 744-1202

HAIR LOSS CLINIC
OF COLORADO
(303) 744-1202



JAMES M. SWINEHART, M.D.
950 E. HARVARD AVENUE, SUITE 630
DENVER, CO 80210 USA
FAX 303-744-0418
www.coloderm.com

COLORADO DERMATOLOGY CENTER

BEFORE	AFTER	
 <p>36 year old patient, frontal view, showing complete baldness anteriorly after removal of bald skin on crown via 2 scalp reductions.</p>	 <p>After 4th anterior session of 526 micrografts (follicular units).</p>	CASE NO. 1
 <p>25 year old patient with severe thinning throughout scalp, frontal view.</p>	 <p>12 months after 2nd session of 580 follicular units.</p>	
 <p>54 year old male with diffuse thinning on crown.</p>	 <p>After 3rd session of 270 micrografts on crown.</p>	CASE NO. 3